



FLOOR FINISHES

F1	OFFICES: Carpet Tiles: 500mm x 500mm NexBac tiles Belgotex Aviator or equally approved. Colour: Cyclone Mist
F2	PASSAGES: Carpet Tiles: 500mm x 500mm NexBac Tiles Belgotex Berber Point 920 or equally approved. Colour: Charcoal
F3	BOARDROOMS: Carpet Tile: Nexus 4m Belgotex Winstimister or equally approved Colour: Zimmer
F4	Porcelain Tile: 600X600mm Porcelain Floor Tile Colour: NATURAL STONE GREY or equally approved 2mm grouting colour dove grey
F5	Porcelain Tile: 600X600mm Porcelain Floor Tile Colour: OFF WHITE or equally approved 2mm grouting colour white
F6	Porcelain Tile: 600X600mm Porcelain Floor Tile Colour: STONE HEDGE or equally approved 2mm grouting colour dove grey
F7	Porcelain Tile: 600X600mm Porcelain Floor Tile Colour: SHELL STONE or equally approved 2mm grouting colour dove grey
F8	Vinyl Tiles: 300mm x 300mm x 2.0mm thick. Superflex® fully flexible vinyl tiles or equally approved Colour: Charcoal MS113 Installation: As per manufacturers specification. The newly laid floor must, after 72 hours, be stripped using FloorworX Stripper, scrubbed using a diluted solution of FloorworX Rises and then sealed with 3 coats of FloorworX Silk Matt or equally approved.
F9	Vinyl Tiles: 610mm x 610mm x 2.0mm thick. PRIMO SDB fully flexible vinyl tiles or equally approved Colour: DARK COOL FSD563 Installation: As per manufacturers specification and detail.
F10	Access Flooring: 600mm x 600mm x 38mm thick. BERVIK® fully adjustable raised access flooring tiles or equally approved. Colour: GRANITE MESS Installation: As per manufacturers specification and detail.
F11	

WALL FINISHES

W1	EXTERIOR PAINT 1 General paint colour Neutral 60, Name: To later specification. Trade 100 matt finish, 1 coat primer, 2 coats of trade 100 low sheen wash and ware.
W2	INTERIOR PAINT 1: OFFICES General paint colour Neutral 60, Name: To later specification. Trade 100 matt finish, 1 coat primer, 2 coats of trade 100 low sheen wash and ware.
W3	INTERIOR PAINT 2: STORAGE/ARCHIVES General paint colour Neutral 60, Name: To later specification. Trade 100 matt finish, 1 coat primer, 2 coats of trade 100 low sheen wash and ware.
W4	INTERIOR PAINT 3: PASSAGES General paint colour Neutral 60, Name: To later specification. Trade 100 matt finish, 1 coat primer, 2 coats of trade 100 low sheen wash and ware.
W5	FEATURE WALL 1: Lobbies Porcelain Tile: 600 x 600mm Porcelain Wall Tile Colour: SOFT STONE or equally approved 2mm grouting colour dove grey.
W6	FEATURE WALL 2: BATHROOMS Porcelain Tile: 150 x 600mm Porcelain Wall Tile Colour: "SCREED LIGHT GREY", LIMEGREEN.
W7	FEATURE WALL 3: KITCHENS/PAUSE AREAS Porcelain Tile: 150 x 600mm Porcelain Wall Tile Colour: "LUNA WHITE", LIMEGREEN.
W8	WALL PAPER 1: COFFEE STATIONS Type: Textured and paintable Code: To later specification
W9	WALL PAPER 2: PRINT STATIONS Type: Textured and paintable Code: To later specification
W10	WALL PAPER 3: BOARDROOM MEDIA WALL Type: Textured and paintable Code: To later specification
B1	BLINDS LUXAFLEX 25mm aluminium venetian. Colour: Old Pewter. (To fit inside window reveals: Confirm measurements on site)

EDGE TRIM + SKIRTINGS

SN 1	All Skirting and Splash-back: Genesis aluminium straight edge trim. ESA80. Finish: 91 Bright Silver
SN 2	All Porcelain Tile - Carpet Tile junction: Genesis Transitions fast fit ramp system. TCG109. Finish: 80 Mill Aluminium
SN 3	All Stair Nosing - to be removed and replaced with equally approved product. Fitted to manufacturer specification. To Architects Approval.
S1	POWER SKIRTING: All perimeter walls (existing brickwork) to receive power skirting as per electrical drawings. All drywalling to receive standard aluminium skirting.
S2	100mm FLOOR TILE AS SKIRTING: cut from porcelain tile: 600X600mm Floor Tile Colour: SHELL STONE or equally approved 2mm grouting colour dove grey. With GENESIS trim above the skirting. Refer to SN 1.
S3	100mm BULLNOSE MERANTI SKIRTING: Locally produced natural hardwood timber skirting cut to size and fitted as per installer specification. All corners to receive 45° miter to create light fit at corners. Painted black to match shopfront and to prevent against water damage.

GENERAL NOTES:

All boundaries, dimensions and levels are to be checked on site before construction and any discrepancies are to be reported to the Architect.

Partial Service: Any discrepancies with site or other information is to be advised to the Architect and direction or approval is to be sought before the implementation of the detail.

Do not scale this drawing.

For the purpose of coordination, all relevant parties must check this information prior to implementation and report any discrepancies to the Architect.

TENDER

NO.	DATE	DESCRIPTION	REV BY
1	16/02/2018	ISSUED FOR INFORMATION	LDM
2	09/06/2018	ISSUED FOR TENDER	LDM

© COPYRIGHT: THIS DRAWING MAY NOT BE REPRODUCED, OR TRANSMITTED IN ANY FORM OR BY ANY MEANS, PART OR IN WHOLE WITHOUT THE PERMISSION OF THE DESIGNER.

ALL WORK TO BE CARRIED OUT IN ACCORDANCE WITH SANS CODE 10400, N.B. A LOCAL AUTHORITY PERMITS. USE FIGURED DIMENSIONS ONLY - DO NOT SCALE. ANY CONSTRUCTION FROM THESE DRAWINGS IS AT OWNERS RISK.

ALL BOUNDARIES, DIMENSIONS AND LEVELS ARE TO BE CHECKED ON SITE BEFORE CONSTRUCTION AND ANY DISCREPANCIES ARE TO BE REPORTED TO THE ARCHITECT.

PARTIAL SERVICE: ANY DISCREPANCIES WITH SITE OR OTHER INFORMATION IS TO BE ADVISED TO THE ARCHITECT AND DIRECTION OR APPROVAL IS TO BE SOUGHT BEFORE IMPLEMENTATION OF THE DRAWING.

FOR THE PURPOSE OF COORDINATION, ALL RELEVANT PARTIES MUST CHECK THIS INFORMATION PRIOR TO IMPLEMENTATION AND REPORT ANY DISCREPANCIES TO THE ARCHITECT.

Architect: Prakashen Govender (Pr. Arch 5278)

Signature: Date: 28/10/2020



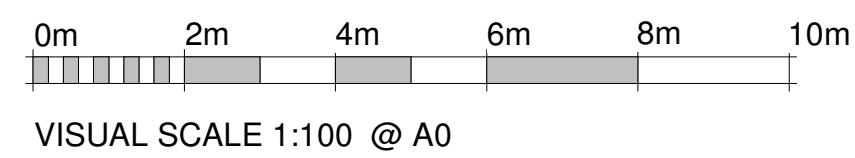
Client: Government Printing Works
Signature: Date:



PROJECT:
GPW HQ- GENERAL UPGRADE OF
EXISTING PREMISES
ADDRESS:
ERF 3265, 379 Schubart St,
Pretoria Central, 0002, RSA.

DRAWING TITLE:
LOWER GROUND FLOOR FINISH

Building Classification: G1	Climate Zone: 2
Paper Size: A0	Scale: AS SHOWN
Drawn: WL	Checked: AKS
Date: 2020/10/28	REVISION: T
PROJECT No: GPW/HQ/2017/02	CLIENT
DRAWING No: 230-01	



1 LG Floor Finish
1 : 100



1 GF Floor Finish
1 : 50

FLOOR FINISHES

F1 OFFICES:
Carpet Tiles: 500mm x 500mm NexBac tiles
Belgotex Aviator or equally approved.
Colour: Cyclone Mist

F2 PASSAGES:
Carpet Tiles: 500mm x 500mm NexBac Tiles
Belgotex Berber Point 920 or equally approved.
Colour: Charcoal

F3 BOARDROOMS:
Carpet Tile: Nexus 4m Belgotex Winstmister or
equally approved
Colour: Zimmer

F4 Porcelain Tile: 600X600mm Porcelain Floor Tile
Colour: SCREED LIGHT GREY or equally approved
2mm grouting colour dove grey

F5 Porcelain Tile: 600X600mm Porcelain Floor Tile
Colour: NATURAL STONE GREY or equally
approved 2mm grouting colour dove grey

F6 Porcelain Tile: 600X600mm Porcelain Floor Tile
Colour: OFF WHITE or equally approved 2mm
grouting colour white

F7 Porcelain Tile: 600X600mm Porcelain Floor Tile
Colour: STONE HEDGE or equally approved 2mm
grouting colour dove grey

F8 Porcelain Tile: 600X600mm Porcelain Floor Tile
Colour: SHELL STONE or equally approved 2mm
grouting colour dove grey

F9 Vinyl Tiles: 300mm x 300mm x 2.0mm thick.
Superflex® fully flexible vinyl tiles or equally
approved.
Colour: Charcoal MS113
Installation: As per manufacturers specification. The
newly laid floor must, after 72 hours, be stripped
using FloorworkX Stripper, scrubbed using a diluted
solution of FloorworkX Rinse and then sealed with 3
coats of FloorworkX Silk Matt or equally approved.

F10 Vinyl Tiles: 610mm x 610mm x 2.0mm thick.
PRIMO SDB fully flexible vinyl tiles or equally
approved.
Colour: DARK COOL FSD563
Installation: As per manufacturers specification and
detail.

F11 Access Flooring: 600mm x 600mm x 38mm thick.
BERVIK® fully adjustable raised access flooring
tiles or equally approved.
Colour: GRANITE MESS
Installation: As per manufacturers specification and
detail.

WALL FINISHES

W1 EXTERIOR PAINT 1
General paint colour Neutral 60,
Name: To later specification.
Trade 100 matt finish, 1 coat primer, 2 coats of trade
100 low sheen wash and ware.

W2 INTERIOR PAINT 1: OFFICES
General paint colour Neutral 60,
Name: To later specification.
Trade 100 matt finish, 1 coat primer, 2 coats of trade
100 low sheen wash and ware.

W3 INTERIOR PAINT 2: STORAGE/ARCHIVES
General paint colour Neutral 60,
Name: To later specification.
Trade 100 matt finish, 1 coat primer, 2 coats of trade
100 low sheen wash and ware.

W4 INTERIOR PAINT 3: PASSAGES
General paint colour Neutral 60,
Name: To later specification.
Trade 100 matt finish, 1 coat primer, 2 coats of trade
100 low sheen wash and ware.

W5 FEATURE WALL 1: LOBBIES
Porcelain Tile: 600 x 600mm Porcelain Wall Tile
Colour: SOFT STONE or equally approved 2mm
grouting colour dove grey.

W6 FEATURE WALL 2: BATHROOMS
Porcelain Tile: 150 x 600mm Porcelain Wall Tile
Colour: "SCREED LIGHT GREY", LIMEGREEN.

W7 FEATURE WALL 3: KITCHENS/PAUSE AREAS
Porcelain Tile: 150 x 600mm Porcelain Wall Tile
Colour: "LUNA WHITE", LIMEGREEN.

W8 WALL PAPER 1: COFFEE STATIONS
Type: Textured and paintable
Code: To later specification

W9 WALL PAPER 2: PRINT STATIONS
Type: Textured and paintable
Code: To later specification

W10 WALL PAPER 3: BOARDROOM MEDIA WALL
Type: Textured and paintable
Code: To later specification

BLINDS
B1 LUXAFLEX 25mm aluminium venetian.
Colour: Old Pewter.
(To fit inside window reveals: Confirm
measurements on site)

EDGE TRIM + SKIRTINGS

SN 1 All Skirting and Splash-back:
Genesis aluminium straight edge trim. ESAB0.
Finish: 91 Bright Silver

SN 2 All Porcelain Tile - Carpet Tile junction:
Genesis Transitions fast fit ramp system. TCG109.
Finish: 80 Mill Aluminium

SN 3 All Stair Nosing - to be removed and replaced with
equally approved product. Fitted to manufacturer
specification. To Architects Approval.

POWER SKIRTING:
All perimeter walls (existing brickwork) to receive
power skirting as per electrical drawings. All
cabling to receive standard aluminium skirting.

100mm FLOOR TILE AS SKIRTING:
cut from porcelain tile: 600X600mm Floor Tile
Colour: SHELL STONE or equally approved 2mm
grouting colour dove grey. With GENESIS trim
above the skirting. Refer to SN 1.

100mm BULLNOSE MERANTI SKIRTING:
Locally produced natural hardwood timber skirting
cut to size and fitted as per installer specification. All
corners to receive 45° miter to create tight fit at
corners. Painted black to match shopfront and to
prevent against water damage.

GENERAL NOTES:

All boundaries, dimensions and levels are to be checked on site before construction and any discrepancies are to be reported to the Architect.

Partial Service: Any discrepancies with site or other information is to be advised to the Architect and direction or approval is to be sought before the implementation of the detail.

Do not scale this drawing.

For the purpose of coordination, all relevant parties must check this information prior to implementation and report any discrepancies to the Architect.

TENDER

REVISIONS		DESCRIPTION	REV BY
NO.	DATE	ISSUED FOR INFORMATION	LDM
1	15/02/2018	ISSUED FOR TENDER	LDM

© COPYRIGHT: THIS DRAWING MAY NOT BE REPRODUCED, OR TRANSMITTED IN ANY FORM OR BY ANY MEANS IN PART, OR IN WHOLE WITHOUT THE PERMISSION OF THE DESIGNER.

ALL WORK TO BE CARRIED OUT IN ACCORDANCE WITH SANS CODE 10400, N.B. A LOCAL AUTHORITY PLANS.

USE FIGURED DIMENSIONS ONLY - DO NOT SCALE.

ALL BOUNDARIES, DIMENSIONS AND LEVELS ARE TO BE CHECKED ON SITE BEFORE CONSTRUCTION AND ANY DISCREPANCIES ARE TO BE REPORTED TO THE ARCHITECT.

PARTIAL SERVICE: ANY DISCREPANCIES WITH SITE OR OTHER INFORMATION IS TO BE ADVISED TO THE ARCHITECT AND DIRECTION OR APPROVAL IS TO BE SOUGHT BEFORE IMPLEMENTATION OF THE DRAWING.

FOR THE PURPOSE OF COORDINATION, ALL RELEVANT PARTIES MUST CHECK THIS INFORMATION PRIOR TO IMPLEMENTATION AND REPORT ANY DISCREPANCIES TO THE ARCHITECT.

Architect: Prakashen Govender (Pr. Arch 5278)

Signature: _____ Date: 28/10/2020

LDM
Solutions For The Built Environment

Head Office: 21 Vredeburg Road, Sherwood, Durban, 4001
Pretoria Office: 284 Vredeburg Road, Pretoria, 0001
P.O. Box: 284 Vredeburg Road, Pretoria, 0001
P.O. Box: 284 Vredeburg Road, Pretoria, 0001
P.O. Box: 284 Vredeburg Road, Pretoria, 0001

Client: Government Printing Works
Signature: _____ Date: _____

government printing
Department: Government Printing Works
REPUBLIC OF SOUTH AFRICA

PROJECT:
GPW HQ- GENERAL UPGRADE OF
EXISTING PREMISES

ADDRESS:
ERF 3265, 379 Schubart St,
Pretoria, Central, 0002, RSA.

DRAWING TITLE:
GROUND FLOOR - FLOOR FINISH

Building Classification:	Climate Zone:
G1	2

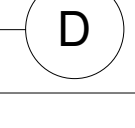
Paper Size: A0
Scale: AS SHOWN

Drawn:	Checked:	Date:
WL	AKS	2020/10/28

PROJECT No:
GPW/HQ/2017/02

ISSUED BY:
230-02

REVISION:
CLIENT T



	EDGE TRIM + SKIRTINGS
SN 1	<p>All Skirting and Splash-back: Genesis aluminium straight edge trim. ESA80. Finish: 91 Bright Silver</p>
SN 2	<p>All Porcelain Tile - Carpet Tile junction: Genesis Transitions fast fit ramp system. TCG109. Finish: 90 Matt Silver</p>
SN 3	<p>All Stair Nosings : to be removed and replaced with equally approved product. Fitted to manufacturer specification. To Architects Approval.</p> <p>POWER SKIRTING: All perimeter walls (existing brickwork) to receive power skirting as per electrical drawings. All drywalling to receive standard aluminium skirting.</p>
91	<p>100mm FLOOR TILE AS SKIRTING: cut from porcelain tile 600x600mm Floor Tile Colour: SHELL STONE or equally approved 2mm grouting colour down grout. With GENESIS trim above the skirting. Refer to SN 1</p>
92	<p>100mm BULLNOSE DEWANTI SKIRTING: Locally produced natural handmade timber skirting cut to size and fitted as per installer specification. All corners to be covered with 45 degree mitred 91 at corners. Painted black to match shopfront and to prevent against water damage.</p>
93	

© 2006 The Authors



GP W/HQ/2017/02			
DRAWING No.:	CLIENT	T	
000.00			



FLOOR FINISHES	
	F1
	F2
	F3
	F4
	F5
	F6
	F7
	F8
	F9
	F10
	F11
WALL FINISHES	
	W1
	W2
	W3
	W4
	W5
	W6
	W7
	W8
	W9
	W10
BLINDS	
	B1
EDGE TRIM + SKIRTINGS	
	SN 1
	SN 2
	SN 3
	S1
	S2
	S3

GENERAL NOTES:

All boundaries, dimensions and levels are to be checked on site before construction and any discrepancies are to be reported to the Architect.

Partial Service: Any discrepancies with site or other information is to be advised to the Architect and direction or approval is to be sought before the implementation of the detail.

Do not scale this drawing.

For the purpose of coordination, all relevant parties must check this information prior to implementation and report any discrepancies to the Architect.

TENDER

NO.	DATE	DESCRIPTION	REV BY
1	16/02/2018	ISSUED FOR INFORMATION	LDM
2	09/06/2018	ISSUED FOR TENDER	LDM

© COPYRIGHT: THIS DRAWING MAY NOT BE REPRODUCED, OR TRANSMITTED IN ANY FORM OR BY ANY MEANS, IN PART OR IN WHOLE WITHOUT THE PERMISSION OF THE DESIGNER.

ALL WORK TO BE CARRIED OUT IN ACCORDANCE WITH SANS CODE 10005, N.B.A LOCAL AUTHORITY PLANS.

USE FIGURED DIMENSIONS ONLY - DO NOT SCALE.

ANY CONSTRUCTION FROM THESE DRAWINGS IS AT OWNERS RISK.

ALL BOUNDARIES, DIMENSIONS AND LEVELS ARE TO BE CHECKED ON SITE BEFORE CONSTRUCTION AND ANY DISCREPANCIES ARE TO BE REPORTED TO THE ARCHITECT.

PARTIAL SERVICE: ANY DISCREPANCIES WITH SITE OR OTHER INFORMATION IS TO BE ADVISED TO THE ARCHITECT AND DIRECTION OR APPROVAL IS TO BE SOUGHT BEFORE IMPLEMENTATION OF THE DRAWING.

FOR THE PURPOSE OF COORDINATION, ALL RELEVANT PARTIES MUST CHECK THIS INFORMATION PRIOR TO IMPLEMENTATION AND REPORT ANY DISCREPANCIES TO THE ARCHITECT.

Architect: Prakesen Govender (Pr. Arch 5278)

Signature: _____ Date: 28/10/2020

LDM
Solutions For The Built Environment

Head Office: 21 Wyndebank Road, Glenwood, Durban, 4001
Tel: +27 (0) 31 531 2271 Fax: +27 (0) 31 531 2272
Pretoria Office: 278 Long Street, Pretoria, 0001
Tel: +27 (0) 12 548 5670 Fax: +27 (0) 12 548 5671
Johannesburg Office: 508 1st Floor, Adlon Hotel, 508 1st Floor, Sandton, 2196, (P 271) 442 0754

Client: Government Printing Works
Signature: _____ Date: _____

government printing
Department: Government Printing Works
REPUBLIC OF SOUTH AFRICA

PROJECT: GPW HQ GENERAL UPGRADE OF EXISTING PREMISES
ADDRESS: ERF 3265, 379 Schubart St, Pretoria Central, 0008, RSA.

DRAWING TITLE: SECOND FLOOR - FLOOR FINISH

Building Classification: G1	Climate Zone: 2
Paper Size: A0	Scale: AS SHOWN
Drawn: WL	Checked: AKS
Date: 2020/10/28	
PROJECT No: GPW/HQ/2017/02	REVISION: CLIENT T
Drawn By: 230-04	

FLOOR FINISHES

F1	OFFICES: Carpet Tiles: 500mm x 500mm NexBac Tiles Belgotex Aviator or equally approved. Colour: Cyclone Mist
F2	PASSAGES: Carpet Tiles: 500mm x 500mm NexBac Tiles Belgotex Berber Point 920 or equally approved. Colour: Charcoal
F3	BOARDROOMS: Carpet Tile: Nexus 4m Belgotex Winstminster or equally approved Colour: Zimmer
F4	Porcelain Tile: 600x600mm Porcelain Floor Tile Colour: NATURAL STONE GREY or equally approved 2mm grouting colour dove grey
F5	Porcelain Tile: 600x600mm Porcelain Floor Tile Colour: OFF WHITE or equally approved 2mm grouting colour white
F6	Porcelain Tile: 600x600mm Porcelain Floor Tile Colour: STONE HENGE or equally approved 2mm grouting colour dove grey
F7	Porcelain Tile: 600x600mm Porcelain Floor Tile Colour: SHELL STONE or equally approved 2mm grouting colour dove grey
F8	Vinyl Tiles: 300mm x 300mm x 2.0mm thick. Superflex® fully flexible vinyl tiles or equally approved Colour: Charcoal MS113 Installation: As per manufacturers specification. The newly laid floor must, after 72 hours, be stripped using FloorworX Stripper, scrubbed using a diluted solution of FloorworX Reseal and then sealed with 3 coats of FloorworX Silk Matt or equally approved.
F9	Vinyl Tiles: 610mm x 610mm x 2.0mm thick. PRIMO SDB fully flexible vinyl tiles or equally approved Colour: DARK COOL FSD563 Installation: As per manufacturers specification and detail.
F10	Vinyl Tiles: 610mm x 610mm x 2.0mm thick. PRIMO SDB fully flexible vinyl tiles or equally approved Colour: GRANITE MIXE Installation: As per manufacturers specification and detail.
F11	Access Flooring: 600mm x 600mm x 38mm thick. BERVIX® fully adjustable raised access flooring tiles or equally approved Colour: GRANITE MIXE Installation: As per manufacturers specification and detail.

WALL FINISHES

W1	EXTERIOR PAINT 1 General paint colour Neutral 60, Name: To later specification. Trade 100 matt finish, 1 coat primer, 2 coats of trade 100 low sheen wash and ware.
W2	INTERIOR PAINT 1: OFFICES General paint colour Neutral 60, Name: To later specification. Trade 100 matt finish, 1 coat primer, 2 coats of trade 100 low sheen wash and ware.
W3	INTERIOR PAINT 2: STORAGE/ARCHIVES General paint colour Neutral 60, Name: To later specification. Trade 100 matt finish, 1 coat primer, 2 coats of trade 100 low sheen wash and ware.
W4	INTERIOR PAINT 3: PASSAGES General paint colour Neutral 60, Name: To later specification. Trade 100 matt finish, 1 coat primer, 2 coats of trade 100 low sheen wash and ware.
W5	FEATURE WALL 1: LOBBIES Porcelain Tile: 600 x 600mm Porcelain Wall Tile Colour: SOFT STONE or equally approved 2mm grouting colour dove grey.
W6	FEATURE WALL 2: BATHROOMS Porcelain Tile: 150 x 600mm Porcelain Wall Tile Colour: "SCREED LIGHT GREY", LIMEGREEN.
W7	FEATURE WALL 3: KITCHENS/PAUSE AREAS Porcelain Tile: 150 x 600mm Porcelain Wall Tile Colour: "LUNA WHITE", LIMEGREEN.
W8	WALL PAPER 1: COFFEE STATIONS Type: Textured and paintable Code: To later specification
W9	WALL PAPER 2: PRINT STATIONS Type: Textured and paintable Code: To later specification
W10	WALL PAPER 3: BOARDROOM MEDIA WALL Type: Textured and paintable Code: To later specification
B1	BLINDS LUXAFLEX 25mm aluminium venetian. Colour: Old Pewter. (To fit inside window reveals: Confirm measurements on site)

EDGE TRIM + SKIRTINGS

SN 1	All Skirting and Splash-back: Genesis aluminium straight edge trim. ES480. Finish: S1 Bright Silver
SN 2	All Porcelain Tile - Carpet Tile junction: Genesis Transitions fast fit ramp system. TCG109. Finish: 80 Mill Aluminium
SN 3	All Stair Nosing - to be removed and replaced with equally approved product. Fitted to manufacturer specification. To Architects Approval.
S1	POWER SKIRTING: All perimeter walls (existing brickwork) to receive power skirting as per electrical drawings. All dowling to receive standard aluminium skirting.
S2	100mm FLOOR TILE AS SKIRTING: cut from porcelain tile: 600x600mm Floor Tile Colour: SHELL STONE or equally approved 2mm grouting colour dove grey. With GENESIS trim above the skirting. Refer to SN 1.
S3	100mm BULLNOSE MERANTI SKIRTING: Locally produced natural hardwood timber skirting cut to size and fitted as per installer specification. All corners to receive 45° miter to create tight fit at corners. Painted black to match shopfront and to prevent against water damage.

GENERAL NOTES:
All boundaries, dimensions and levels are to be checked on site before construction and any discrepancies are to be reported to the Architect.
Partial Service: Any discrepancies with site or other information is to be advised to the Architect and direction or approval is to be sought before the implementation of the detail.
Do not scale this drawing.
For the purpose of coordination, all relevant parties must check this information prior to implementation and report any discrepancies to the Architect.

TENDER

NO.	DATE	DESCRIPTION	REV BY
1	15/02/2018	ISSUED FOR INFORMATION	LDM
2	06/06/2018	ISSUED FOR TENDER	LDM

© COPYRIGHT: THIS DRAWING MAY NOT BE REPRODUCED, OR TRANSMITTED IN ANY FORM OR BY ANY MEANS, IN PART OR IN WHOLE WITHOUT THE PERMISSION OF THE DESIGNER.
ALL WORK TO BE CARRIED OUT IN ACCORDANCE WITH SANS CODE 10400, N.B.M & LOCAL AUTHORITY BY-LAWS.
USE FIGURED DIMENSIONS ONLY - DO NOT SCALE.
ANY CONSTRUCTION FROM THESE DRAWINGS IS AT OWNERS RISK.
ALL BOUNDARIES, DIMENSIONS AND LEVELS ARE TO BE CHECKED ON SITE BEFORE CONSTRUCTION AND ANY DISCREPANCIES ARE TO BE REPORTED TO THE ARCHITECT.
PARTIAL SERVICE: ANY DISCREPANCIES WITH SITE OR OTHER INFORMATION IS TO BE ADVISED TO THE ARCHITECT AND DIRECTION OR APPROVAL IS TO BE SOUGHT BEFORE IMPLEMENTATION OF THE DRAWING.
FOR THE PURPOSE OF COORDINATION, ALL RELEVANT PARTIES MUST CHECK THIS INFORMATION PRIOR TO IMPLEMENTATION AND REPORT ANY DISCREPANCIES TO THE ARCHITECT.

Architect: Prakesen Govender (Pr. Arch 5278)
Signature: _____ Date: 28/10/2020



Head Office: 21 Vredeburg Road, Shenzel, Durban, 4001
Pretoria Office: 21 Vredeburg Road, Shenzel, Durban, 4001
Pretoria Office: 21 Vredeburg Road, Shenzel, Durban, 4001
Pretoria Office: 21 Vredeburg Road, Shenzel, Durban, 4001

Client: Government Printing Works
Signature: _____ Date: _____



PROJECT:
GPW HQ- GENERAL UPGRADE OF EXISTING PREMISES
ADDRESS:
ERF 3265, 379 Schubart St,
Pretoria Central, 0008, RSA.
DRAWING TITLE:
THIRD FLOOR- FLOOR FINISH
Building Classification:
G1
Paper Size:
A0
Scale:
AS SHOWN
Drawn:
WL
Checked:
AKS
Date:
2020/10/28
PROJECT No:
GPW/HQ/2017/02
Drawing No:
230-05
REVISION:
CLIENT
T



FLOOR FINISHES

	F1	OFFICES: Carpet Tiles: 500mm x 500mm NexBac tiles Belgotex Aviator or equally approved. Colour: Cyclone Mist
	F2	PASSAGES: Carpet Tiles: 500mm x 500mm NexBac Tiles Belgotex Berber Point 920 or equally approved. Colour: Charcoal
	F3	BOARDROOMS: Carpet Tile: Nexus 4m Belgotex Winstmister or equally approved Colour: Zimmer
	F4	Porcelain Tile: 600x600mm Porcelain Floor Tile Colour: SCREED LIGHT GREY or equally approved 2mm grouting colour dove grey
	F5	Porcelain Tile: 600x600mm Porcelain Floor Tile Colour: NATURAL STONE GREY or equally approved 2mm grouting colour dove grey
	F6	Porcelain Tile: 600x600mm Porcelain Floor Tile Colour: OFF WHITE or equally approved 2mm grouting colour white
	F7	Porcelain Tile: 600x600mm Porcelain Floor Tile Colour: STONE HEDGE or equally approved 2mm grouting colour dove grey
	F8	Porcelain Tile: 600x600mm Porcelain Floor Tile Colour: SHELL STONE or equally approved 2mm grouting colour dove grey
	F9	Vinyl Tiles: 300mm x 300mm x 2.0mm thick. Superflex® fully flexible vinyl tiles or equally approved. Colour: Charcoal MS113 Installation: As per manufacturers specification. The newly laid floor must, after 72 hours, be stripped using Floorwork® Stripper, scrubbed using a diluted solution of Floorwork® Rinse and then sealed with 3 coats of Floorwork® Silk Matt or equally approved.
	F10	Vinyl Tiles: 610mm x 610mm x 2.0mm thick. PRIMO SDB fully flexible vinyl tiles or equally approved. Colour: DARK COOL FSD563 Installation: As per manufacturers specification and detail.
	F11	Access Flooring: 600mm x 600mm x 38mm thick BERVIK® fully adjustable raised access flooring tiles or equally approved. Colour: GRANITE MOSAIC Installation: As per manufacturers specification and detail.

WALL FINISHES

	W1	EXTERIOR PAINT 1 General paint colour Neutral 60, Name: To later specification. Trade 100 matt finish, 1 coat primer, 2 coats of trade 100 low sheen wash and ware.
	W2	INTERIOR PAINT 1: OFFICES General paint colour Neutral 60, Name: To later specification. Trade 100 matt finish, 1 coat primer, 2 coats of trade 100 low sheen wash and ware.
	W3	INTERIOR PAINT 2: STORAGE/ARCHIVES General paint colour Neutral 60, Name: To later specification. Trade 100 matt finish, 1 coat primer, 2 coats of trade 100 low sheen wash and ware.
	W4	INTERIOR PAINT 3: PASSAGES General paint colour Neutral 60, Name: To later specification. Trade 100 matt finish, 1 coat primer, 2 coats of trade 100 low sheen wash and ware.
	W5	FEATURE WALL 1: LOBBIES Porcelain Tile: 600 x 600mm Porcelain Wall Tile Colour: SOFT STONE or equally approved 2mm grouting colour dove grey.
	W6	FEATURE WALL 2: BATHROOMS Porcelain Tile: 150 x 600mm Porcelain Wall Tile Colour: "SCREED LIGHT GREY", LIMEGREEN.
	W7	FEATURE WALL 3: KITCHENS/PAUSE AREAS Porcelain Tile: 150 x 600mm Porcelain Wall Tile Colour: "LUNA WHITE", LIMEGREEN.
	W8	WALL PAPER 1: COFFEE STATIONS Type: Textured and paintable. Code: To later specification
	W9	WALL PAPER 2: PRINT STATIONS Type: Textured and paintable. Code: To later specification
	W10	WALL PAPER 3: BOARDROOM MEDIA WALL Type: Textured and paintable. Code: To later specification
	B1	BLINDS LUXAFLEX 25mm aluminium venetian. Colour: Oak Pewter (To fit inside window reveals: Confirm measurements on site)

EDGE TRIM + SKIRTINGS

	SN 1	All Skirting and Splash-back: Genesis aluminium straight edge trim. ESAB0. Finish: S1 Bright Silver
	SN 2	All Porcelain Tile - Carpet Tile junction: Genesis Transitions fast fit ramp system. TCG109. Finish: 80 Mill Aluminium
	SN 3	All Stair Nosing - to be removed and replaced with equally approved product. Fitted to manufacturer specification. To Architects Approval.
	S1	POWER SKIRTING: All perimeter walls (existing brickwork) to receive power skirting as per electrical drawings. All drywalling to receive standard aluminium skirting.
	S2	100mm FLOOR TILE AS SKIRTING: cut from porcelain tile: 600x600mm Floor Tile Colour: SHELL STONE or equally approved 2mm grouting colour dove grey. With GENESIS trim above the skirting. Refer to SN 1.
	S3	100mm BULLNOSE MERANTI SKIRTING: Locally produced natural hardwood timber skirting cut to size and fitted as per installer specification. All corners to receive 45° miter to create tight fit at corners. Painted black to match shopfront and to prevent against water damage.

GENERAL NOTES:
All boundaries, dimensions and levels are to be checked on site before construction and any discrepancies are to be reported to the Architect.
Partial Service: Any discrepancies with site or other information is to be advised to the Architect and direction or approval is to be sought before the implementation of the detail.
Do not scale this drawing.
For the purpose of coordination, all relevant parties must check this information prior to implementation and report any discrepancies to the Architect.

TENDER

REVISIONS		DESCRIPTION		REV BY
NO.	DATE	ISSUED FOR INFORMATION	LDM	
1	16/02/2018	ISSUED FOR TENDER	LDM	

© COPYRIGHT: THIS DRAWING MAY NOT BE REPRODUCED, OR TRANSMITTED IN ANY FORM OR BY ANY MEANS IN PART OR IN WHOLE WITHOUT THE PERMISSION OF THE DESIGNER.
ALL WORK TO BE CARRIED OUT IN ACCORDANCE WITH SANS CODE 10400, N.B.A LOCAL AUTHORITY BYLAWS.
USE FIGURED DIMENSIONS ONLY - DO NOT SCALE.
ANY CONSTRUCTION FROM THESE DRAWINGS IS AT OWNERS RISK.
ALL BOUNDARIES, DIMENSIONS AND LEVELS ARE TO BE CHECKED ON SITE BEFORE CONSTRUCTION AND ANY DISCREPANCIES ARE TO BE REPORTED TO THE ARCHITECT.
PARTIAL SERVICE: ANY DISCREPANCIES WITH SITE OR OTHER INFORMATION IS TO BE ADVISED TO THE ARCHITECT AND DIRECTION OR APPROVAL IS TO BE SOUGHT BEFORE IMPLEMENTATION OF THE DRAWING.
FOR THE PURPOSE OF COORDINATION, ALL RELEVANT PARTIES MUST CHECK THIS INFORMATION PRIOR TO IMPLEMENTATION AND REPORT ANY DISCREPANCIES TO THE ARCHITECT.

Architect: Prakash Govender (Pr. Arch 5278)
Signature: _____ Date: 28/10/2020



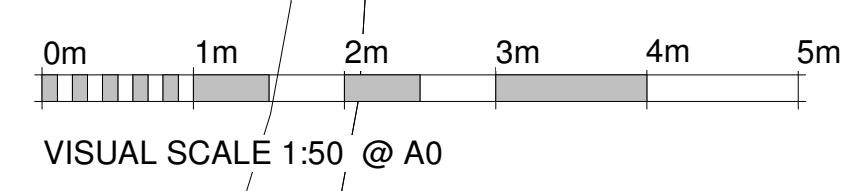
Head Office: 21 Vredeburg Road, Shenzon, Durban, 4001
P.O. Box: 281 (P.O. Box 281) Durban, 4001
P.O. Box: 281 (P.O. Box 281) Durban, 4001
P.O. Box: 281 (P.O. Box 281) Durban, 4001
P.O. Box: 281 (P.O. Box 281) Durban, 4001

Client: Government Printing Works
Signature: _____ Date: _____



PROJECT:
GPW HQ- GENERAL UPGRADE OF EXISTING PREMISES
ADDRESS:
ERF 3265, 379 Schubart St.
Pretoria Central, 0008, RSA.
DRAWING TITLE:
FOURTH FLOOR - FLOOR FINISH
Building Classification:
G1
Paper Size:
A0
Scale:
AS SHOWN
Drawn:
WL
Checked:
AKS
Date:
2020/10/28
PROJECT No:
GPW/HQ/2017/02
Drawing No:
230-06
REVISION:
CLIENT
T

1 4th Floor Finish
1:50





FLOOR FINISHES

F1	OFFICES: Carpet Tiles: 500mm x 500mm NexBac tiles Belgotex Aviator or equally approved. Colour: Cyclone Mist
F2	PASSAGES: Carpet Tiles: 500mm x 500mm NexBac Tiles Belgotex Berber Point 920 or equally approved. Colour: Charcoal
F3	BOARDROOMS: Carpet Tile: Nexus 4m Belgotex Winstimister or equally approved Colour: Zimmer
F4	Porcelain Tile: 600X600mm Porcelain Floor Tile Colour: SCREED LIGHT GREY or equally approved 2mm grouting colour dove grey
F5	Porcelain Tile: 600X600mm Porcelain Floor Tile Colour: NATURAL STONE GREY or equally approved 2mm grouting colour dove grey
F6	Porcelain Tile: 600X600mm Porcelain Floor Tile Colour: OFF WHITE or equally approved 2mm grouting colour white
F7	Porcelain Tile: 600X600mm Porcelain Floor Tile Colour: STONE HEDGE or equally approved 2mm grouting colour dove grey
F8	Porcelain Tile: 600X600mm Porcelain Floor Tile Colour: SHELL STONE or equally approved 2mm grouting colour dove grey
F9	Vinyl Tiles: 300mm x 300mm x 2.0mm thick, Superflex fully flexible vinyl tiles or equally approved Colour: Charcoal MS113 Installation: As per manufacturers specification. The newly laid floor must, after 72 hours, be stripped using Floorwax Stripper, scrubbed using a diluted solution of Floorwax Rinse and then sealed with 3 coats of Floorwax Silk Matt or equally approved.
F10	Vinyl Tiles: 610mm x 610mm x 2.0mm thick, PRIMO SDB fully flexible vinyl tiles or equally approved Colour: DARK COOL FSD563 Installation: As per manufacturers specification and detail.
F11	Access Flooring: 600mm x 600mm x 38mm thick, BERVIK8 fully adjustable raised access flooring tiles or equally approved Colour: GRANITE MESS Installation: As per manufacturers specification and detail.

WALL FINISHES

W1	EXTERIOR PAINT 1 General paint colour Neutral 60, Name: To later specification. Trade 100 matt finish, 1 coat primer, 2 coats of trade 100 low sheen wash and ware.
W2	INTERIOR PAINT 1: OFFICES General paint colour Neutral 60, Name: To later specification. Trade 100 matt finish, 1 coat primer, 2 coats of trade 100 low sheen wash and ware.
W3	INTERIOR PAINT 2: STORAGE/ARCHIVES General paint colour Neutral 60, Name: To later specification. Trade 100 matt finish, 1 coat primer, 2 coats of trade 100 low sheen wash and ware.
W4	INTERIOR PAINT 3: PASSAGES General paint colour Neutral 60, Name: To later specification. Trade 100 matt finish, 1 coat primer, 2 coats of trade 100 low sheen wash and ware.
W5	FEATURE WALL 1: LOBBIES Porcelain Tile: 600 x 600mm Porcelain Wall Tile Colour: SOFT STONE or equally approved 2mm grouting colour dove grey.
W6	FEATURE WALL 2: BATHROOMS Porcelain Tile: 150 x 600mm Porcelain Wall Tile Colour: "SCREED LIGHT GREY", LIMEGREEN.
W7	FEATURE WALL 3: KITCHENS/PAUSE AREAS Porcelain Tile: 150 x 600mm Porcelain Wall Tile Colour: "LUNA WHITE", LIMEGREEN.
W8	WALL PAPER 1: COFFEE STATIONS Type: Textured and paintable Code: To later specification
W9	WALL PAPER 2: PRINT STATIONS Type: Textured and paintable Code: To later specification
W10	WALL PAPER 3: BOARDROOM MEDIA WALL Type: Textured and paintable Code: To later specification
B1	BLINDS LUXAFLEX 25mm aluminium venetian. Colour: Old Pewter. (To fit inside window reveals: Confirm measurements on site)

EDGE TRIM + SKIRTINGS

SN 1	All Skirting and Splash-back: Genesis aluminium straight edge trim. ESAB0. Finish: 91 Bright Silver
SN 2	All Porcelain Tile - Carpet Tile junction: Genesis Transitions fast fit ramp system. TCG109. Finish: 80 Mill Aluminium
SN 3	All Stair Nosing - to be removed and replaced with equally approved product. Fitted to manufacturer specification. To Architects Approval.
S1	POWER SKIRTING: All perimeter walls (existing brickwork) to receive power skirting as per electrical drawings. All dowelling to receive standard aluminium skirting.
S2	100mm FLOOR TILE AS SKIRTING: cut from porcelain tile: 600X600mm Floor Tile Colour: SHELL STONE or equally approved 2mm grouting colour dove grey. With GENESIS trim above the skirting. Refer to SN 1.
S3	100mm BULLNOSE MERANTI SKIRTING: Locally produced natural hardwood timber skirting cut to size and fitted as per installer specification. All corners to receive 45° miter to create tight fit at corners. Painted black to match shopfront and to prevent against water damage.

GENERAL NOTES:
All boundaries, dimensions and levels are to be checked on site before construction and any discrepancies are to be reported to the Architect.
Partial Service: Any discrepancies with site or other information is to be advised to the Architect and direction or approval is to be sought before the implementation of the detail.
Do not scale this drawing.
For the purpose of coordination, all relevant parties must check this information prior to implementation and report any discrepancies to the Architect.

TENDER

NO.	DATE	DESCRIPTION	REV BY
1	15/02/2018	ISSUED FOR INFORMATION	LDM
2	05/06/2018	ISSUED FOR TENDER	LDM

© COPYRIGHT: THIS DRAWING MAY NOT BE REPRODUCED, OR TRANSMITTED IN ANY FORM OR BY ANY MEANS, IN PART OR IN WHOLE WITHOUT THE PERMISSION OF THE DESIGNER.
ALL WORK TO BE CARRIED OUT IN ACCORDANCE WITH SANS CODE 10400, N.B.A LOCAL AUTHORITY BYLAWS.
USE FIGURED DIMENSIONS ONLY - DO NOT SCALE.
ANY CONSTRUCTION FROM THESE DRAWINGS IS AT OWNERS RISK.
ALL BOUNDARIES, DIMENSIONS AND LEVELS ARE TO BE CHECKED ON SITE BEFORE CONSTRUCTION AND ANY DISCREPANCIES ARE TO BE REPORTED TO THE ARCHITECT.
PARTIAL SERVICE: ANY DISCREPANCIES WITH SITE OR OTHER INFORMATION IS TO BE ADVISED TO THE ARCHITECT AND DIRECTION OR APPROVAL IS TO BE SOUGHT BEFORE IMPLEMENTATION OF THE DRAWING.
FOR THE PURPOSE OF COORDINATION, ALL RELEVANT PARTIES MUST CHECK THIS INFORMATION PRIOR TO IMPLEMENTATION AND REPORT ANY DISCREPANCIES TO THE ARCHITECT.
Architect: Prakesen Govender (Pr. Arch 5278)
Signature: Date: 28/10/2020



Client: Government Printing Works
Signature: Date:



PROJECT: GPW HQ- GENERAL UPGRADE OF EXISTING PREMISES ADDRESS: ERF 3265, 379 Schubart St, Pretoria Central, 0008, RSA.	DRAWING TITLE: FIFTH FLOOR - FLOOR FINISH
Building Classification: G1 Paper Size: A0 Drawn: WL Checked: AKS Date: 2020/10/28 PROJECT No: GPW/HQ/2017/02 DRAWING No: 230-07	CLIMATE ZONE: 2 Scale: AS SHOWN REVISION: CLIENT T

1 5th Floor Finish
1:50

